



ORACLE

Partner

Datasheet

Swiftly Transform Your Business with Oracle Cloud ERP

Website: www.splcg.com

Email: hello@splcg.com

Phone: +1 817.410.7393

Longer implementation time and high costs keeping you away from ERP? With SPL, onboard Oracle Cloud ERP Solution (Finance and Purchasing) in just 10-12 weeks at an optimized cost.

ERP implementation is critical for businesses that require intensive back-office automation for finance, procurement, inventory, etc. However, typical ERP implementation takes time. Implementing an ERP into a business model, stabilizing it, and getting adopted to it is time-taking. People tend to go back to the software they were using earlier or try to mimic it in the ERP. Much customization is needed to make the ERP a perfect fit for your organization.

With Cloud, things have changed in favor of organizations, especially small and midsize organizations. Rather than bothering about longer implementation time and high costs, you can choose to automate your business processes with **SPL's Cloud ERP Rapid Implementation.**

SPL Rapid Implementation helps you get onboard Oracle Cloud ERP applications for Finance and Purchasing in just 10-12 weeks at an optimized cost.

SPL Cloud ERP Rapid Implementation

Our ERP Rapid Implementation is grounded on the foundation of SPL's Accelerators -the value add-ons.

- Strong project deliverable repositories
- Standard Best Practice Process Flows Repository for L2/L3 Level flows.
- Standard Functionality Demos for most products/modules
- Standard Data Templates and load procedures for automatic data upload, roles/security access mapping, and upload
- Standard Reporting, Role base Security Access
- Integration Reference Architecture & Framework for A2A & B2B
- Integration Code Repository for most third-party integrations

1.Cloud ERP Rapid Implementation: The Project Scope

SPL's Rapid implementation comes with pre-defined fixed scope for Module Configuration, Reports, Processes, and Data Migration.

1.1 Scope for Module Configuration

The following table elaborates on the implementation scope for the eight key ERP modules.

Implementation Scope
Countries <ul style="list-style-type: none">• 2 Countries
Modules <ul style="list-style-type: none">• General Ledger• Accounts Receivables• Fixed Assets• Expenses• Accounts Payables• Purchasing• Cash Management• Shared HR
Number of Legal Entities <ul style="list-style-type: none">• 2 (1 representing USA and one additional)
Ledgers, Sub Ledgers & Number of Purchasing 2
Language <ul style="list-style-type: none">• English
Currency <ul style="list-style-type: none">• Functional – USD, Subledger – Multi-Currency
Reports <ul style="list-style-type: none">• 2 Customer Facing Documents (CFD)• Invoice Print• Purchase Order Print• 3 other medium complexity reports (OTBI, FRS)

1.2 Scope for Processes

Within the track/modules mentioned above, the following business processes are covered.

Record to Report
General Ledger (GL) <ul style="list-style-type: none">• All standard features of GL for 2 primaries ledgers USD as functional currency.
Financial Reporting <ul style="list-style-type: none">• Up to 5 (Five) financial reports (Balance Sheet, Income Statement etc.)
Consolidation and Eliminations <ul style="list-style-type: none">• Elimination Set Rules as required to configure current Client processes in Cloud
Receivables <ul style="list-style-type: none">• All standard features of receivables will be implemented.

Fixed Assets

- Asset Receipt to Retire: 1 FA Corporate B

Cash Management

- Bank Management: 1 bank per legal entity
Bank Account Reconciliation: bank statement uploads and reconciliation included.

Procure to Pay

Purchasing

- All standard features of purchasing are included
- For PO Changes, self-approval based on buyer approval limits will be implemented
- One PO Print document.

Self Service Procurement

- Approval groups for Requisition Approvals as required by Client to migrate current EBS processes in cloud.
- Supplier Catalogues as required by Client to migrate current EBS processes in cloud.

Consolidation and Eliminations

- Elimination Set Rules as required to configure current Client processes in Cloud

Payables

- All standard features are included

Payment Management

- Outbound payment documents for each - Check, ACH, Positive Pay - is included per Legal Entity / Bank.
- The assumption is that these formats will be the same per country, Positive Pay one per bank
- No automation in file uploads to the Bank are included – this will be a manual process for both ACH and Positive Pay

1.3 Scope for Data Migration

The following master and transactional data elements are considered for data migration.

Master Data

- Banks and Accounts – Supplier Banks
- Customers
- Suppliers
- Employees
- Items, Item Categories
- COA Values

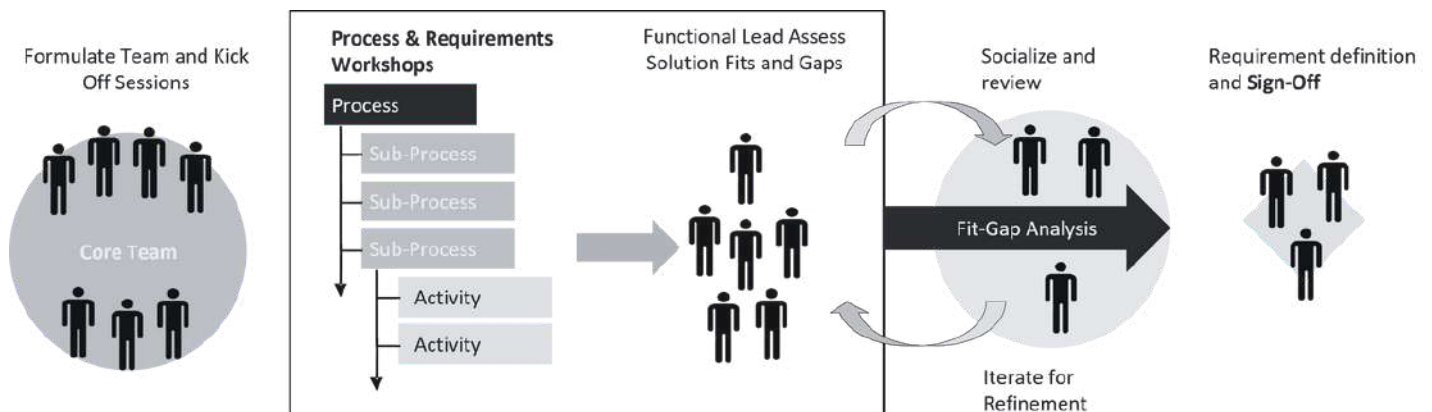
Transactional Data

- Open AP Invoices
- Open AR Invoices
- Open PO
- GL Balances (Cut off period balances)
- Fixed Assets

2. The Solution Approach to Rapid Implementation

2.1 The Workshop Process

SPL adopts a workshop approach to Cloud ERP Rapid Implementation. The appointed core team collaborates with the organizations' business leader(s) to understand their business processes and requirements. Through proper socializing with business leaders only, the core team conducts the fit-gap analysis to ensure the delivery of a requirement-specific solution.



2.2 Key Design Decision

Design decisions are very crucial to the success of the project. Key business users are involved in making the design decisions for each workshop process.

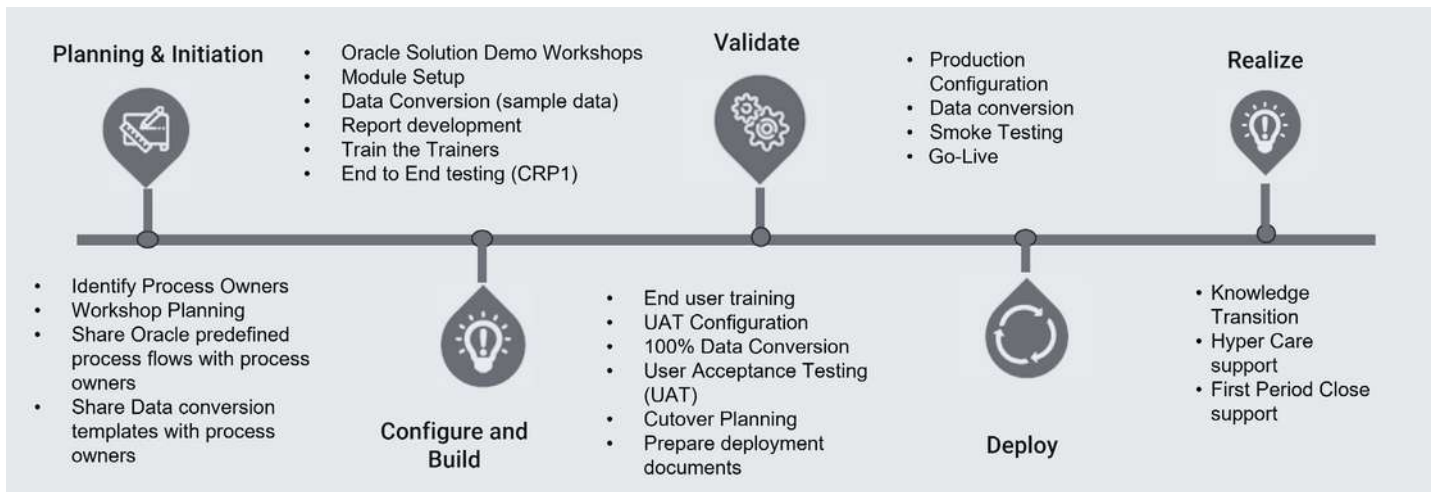
Workshops	Key Design Decisions	Workshops	Key Design Decisions
Enterprise Structure	<ul style="list-style-type: none"> Legal Entities Business Units Primary Ledgers Secondary Ledgers Reporting Currencies Consolidation 	Payables	<ul style="list-style-type: none"> Invoice Matching Strategy (2 or 3-way Match) Payment Methods Review and Rationalization Payments - Credits / Rebates
General Ledger	<ul style="list-style-type: none"> Chart of Accounts (COA) Segments Account Hierarchies Currencies/Rates Calendars Journal Approvals Allocations Closing 	Receivables	<ul style="list-style-type: none"> Customers and Customer accounts AR Invoice processing Receipts Collection
Procurement	<ul style="list-style-type: none"> Supplier Master Data & Governance Document Numbering Approach (e.g. PO, Requisition, PO Receipt, Invoice) Approval Hierarchy 	Assets	<ul style="list-style-type: none"> Asset Corporate/Tax Books Asset Categories Asset Locations
		Cash Management	<ul style="list-style-type: none"> Bank Reconciliation Cash Forecasting
		Expense	<ul style="list-style-type: none"> Travel / Expense Policy Expense Audit Policy
		Reports	<ul style="list-style-type: none"> Customer Facing Document (CFD) Templates Financial Statements

3. Rapid Implementation Methodology

3.1 Five steps implementation methodology:

- Planning & Initiation
- Configure and Build
- Validation
- Deployment
- Realization.

This methodology maintains a collaborative approach throughout, and the best practices are adopted within the scope of the project. The scalable designs, prebuilt repository, and standardized execution ensure faster implementation.



3.2 Project Timeline

The project timeline covers designing, training and testing, covered in the following timelines:

- 12 weeks Implementation
- 2 Test Cycles – CRP and UAT
- 1 Train the Trainer sessions
- 4 Weeks of Hypercare Support

3.3 Deliverables

For every key activity within the five phases of the Implementation, there are well-defined deliverables, as shown in the table below.

Phase	Key Activity	Deliverables	Ownership
Planning and Initiation	Project Planning	Final Project Plan	Joint
		Kick-off Presentation	Joint
Configure and Build	Workshops	Requirements Signoff	Client
		Business Test Scenarios	Client
		To Be Process Flow	Joint
	Configure CRP Instance	CRP Test Scripts	SPL
	Code Development	Configuration Document (Mc40)	SPL
Functional Testing	CRP Test Results (TE40)	SPL	
Train the Trainers	Super User Training Document	Joint	
Validate	Report Development	Functional and Technical Specifications	SPL
	Data Migration	Data Migration Validation Result	Joint
	User Acceptance Testing	UAT Issue Log	Client
	UAT Fixes and Signoff	UAT and Go/No-Go Signoff	Client
Deploy	Prod Preparation	Updated Prod Configuration Document	SPL
		Configured Production Instance	SPL
		Migrated Data	Joint
Realize	Post Go live Support	Knowledge Transition	SPL

4. Key Success Factors of Rapid Implementation

- Committed Executive Sponsorship from Client and SPL Leadership Team
- Effective collaboration and joint ownership between SPL and Client
- Availability and active participation of Business Process Owners and Key Users to share current processes, review, approve, and test the solution
- Disciplined project management and governance – effective communication, precise R&R, timely decisions, and strong risk and issue resolution process.
- Adoption of recommended Oracle Cloud standard functionality and processes through Demo-Based-Design sessions meeting Client's requirements
- Strong change management approach to improve business ownership of the solution

5. Why Choose SPL for Oracle ERP Implementation?

SPL has strong credentials, certifications and success stories as a trusted ERP partner for enterprises across the globe.


5.1 The SPL Advantage

14+
Years

45+
Projects Delivered

30+
Certifications

110+
Associates



We are your Trusted

ORACLE

Partner

5.2 SPL's Oracle Services Overview

- Consulting services / advisory
- Implementations (EBS & cloud)
- Upgrade services
- Data Analytics
- Oracle iaas / paas services
- Managed Services
- Infrastructure and Databases
- APEX & Custom Application Development



Join in

Partner with SPL

Let us guide your path amidst the clouds and help you build the future enterprise.

Be an expert

Become a master in the interplay of domains and industries. Drive higher benchmarks of success.

A leader

Knowledge powerhouse we all hold together- clients, partners and SPL experts.

Contact us to know more about our Our Industry Solution



For more information

USA | INDIA

 www.splcg.com

 hello@splcg.com

 +1 817.410.7393

531 Silicon Dr Ste 102 Southlake, TX 76092

Copyright 2024 SPL Consulting Inc. All Rights Reserved. SPL and its logo are trademarks of SPL Consulting Inc.